


Pallet Overview 2473



20 x 20 and 20 x 10

Specifications per pallet

	Imperial	Metric
Cubing	70.83 ft.²	(6.58 m ²)
Weight	1900 lbs	(862 kg)
Number of rows = 1	A 17 units 1.39 ft. ² /unit	17 units (0.129 m ²)/unit
	B 17 units 2.78 ft. ² /unit	17 units (0.258 m ²)/unit



Unit dimensions


A	Unit dimensions	in	(mm)	Units/pallet
	Thickness	2 1/4	(57)	17 units
	Width	20	(508)	
	Length	10	(254)	



B	Unit dimensions	in	(mm)	Units/pallet
	Thickness	2 1/4	(57)	17 units
	Width	20	(508)	
	Length	20	(508)	



Pallet Overview 2472



30 x 10

Specifications per pallet

	Imperial	Metric
Cubing	35.42 ft.²	(3.29 m ²)
Weight	1000 lbs	(453 kg)
Number of rows = 1	17 units 2.08 ft. ² /unit	17 units (0.19 m ²)/unit



Unit dimensions

A	Unit dimensions	in	(mm)	Units/pallet
	Thickness	2 1/4	(57)	17 units
	Width	30	(762)	
	Length	10	(254)	



Applications

Refer to page 47.

Notes

Palletized upright.

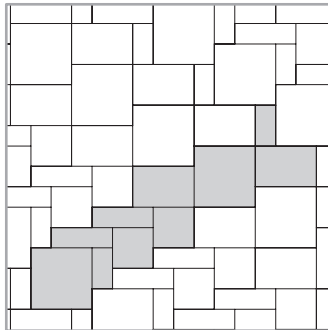
See page 106 for more technical information and installation details.



STONEDGE
WARRANTY

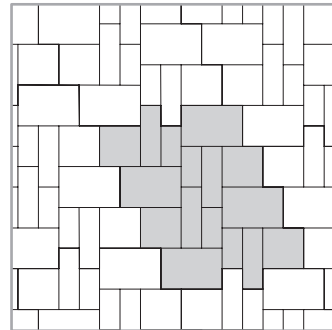
01 | Modular pattern

38% - 30" x 30" | 25% - 30" x 20" |
12% - 30" x 10" | 25% - 20" x 20" & 20" x 10"



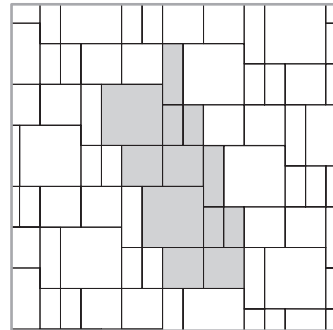
02 | Modular pattern

40% - 30" x 20" | 20% - 30" x 10" |
40% - 20" x 20" & 20" x 10"



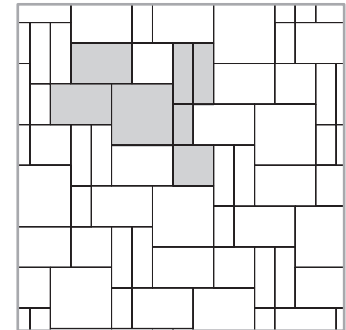
03 | Modular pattern

38% - 30" x 30" | 12% - 30" x 10" |
50% - 20" x 20" & 20" x 10"




04 | Modular pattern

28% - 30" x 30" | 36% - 30" x 20" |
18% - 30" x 10" | 18% - 20" x 20" & 20" x 10"

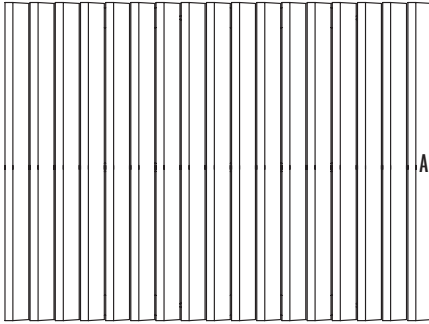


46	37 rock garden brown	46 azzurro	47 baja beige	48 olive
	20x10/20x20 247337 30x10 247237	20x10/20x20 247346 30x10 247246	20x10/20x20 247347 30x10 247247	20x10/20x20 247348 30x10 247248





Pallet Overview 2471 - 2470



Applications

Available in random, linear and diamond shapes, Aberdeen slabs are ideal for a wide variety of applications. Use them for patios, footpaths (linear) or giant steppers, as caps for seating and retaining walls, and, when combined in footpath or multileveled patios, as caps for steps.

Notes

Palletized upright.

See page 106 for more technical information and installation details.

Specifications per pallet

	Imperial	Metric
30 x 20 Cubing	70.83 ft.²	(6.58 m ²)
Weight	1880 lbs	(852 kg)
Number of rows = 1	17 units	17 units
	4.17 ft. ² /unit	(0.387 m ²)/unit



A



Unit dimensions

	in	(mm)	Units/pallet
Thickness	2 1/4	(57)	
Width	30	(762)	17 units
Length	20	(508)	

Specifications per pallet

	Imperial	Metric
30 x 30 Cubing	106.25 ft.²	(9.87 m ²)
Weight	2820 lbs	(1279 kg)
Number of rows = 1	17 units	17 units
	6.25 ft. ² /unit	(0.58 m ²)/unit



A



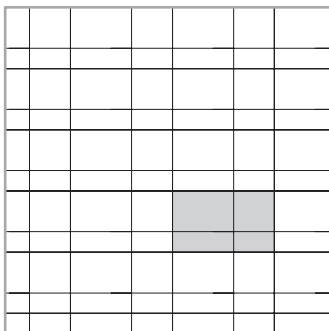
Unit dimensions

	in	(mm)	Units/pallet
Thickness	2 1/4	(57)	
Width	30	(762)	17 units
Length	30	(762)	




STONEDGE
WARRANTY

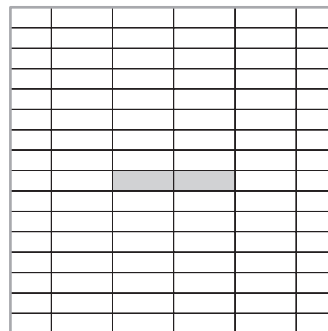
05 | Linear pattern
40% - 30" x 20" | 20% - 30" x 10" |
40% - 20" x 20" & 20" x 10"



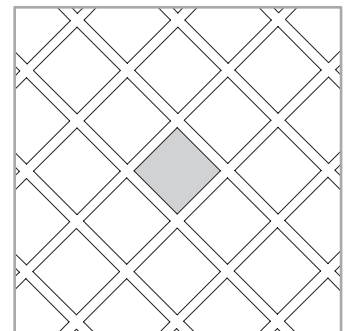
06 | Linear pattern
100% - 30" x 10"



07 | Linear pattern
100% - 30" x 10"



08 | Linear pattern
Checkerboard 45° | 100% - 30" x 30"



37 rock garden brown
30 x 20 247137
30 x 30 247037

46 azzurro
30 x 20 247146
30 x 30 247046

47 baja beige
30 x 20 247147
30 x 30 247047

48 olive
30 x 20 247148
30 x 30 247048

