




## Pallet Overview 1122 - 0162



## Specifications per pallet

	Imperial	Metric
Cubing	<b>116.82 ft.<sup>2</sup></b>	(10.96 m <sup>2</sup> )
Weight	3230 lbs	(1465 kg)
Number of rows = 11	10.62 ft. <sup>2</sup> /row	(0.99 m <sup>2</sup> )/row



### Unit dimensions

	Thickness	Width	Length	Units/pallet
<b>A</b>	2 3/8 (60)	13 (330)	6 1/2 (165)	44 units
<b>B</b>	2 3/8 (60)	13 (330)	13 (330)	44 units
<b>C</b>	2 3/8 (60)	13 (330)	19 1/2 (495)	22 units

## Applications

Pedestrian traffic, patios and swimming pool decks.

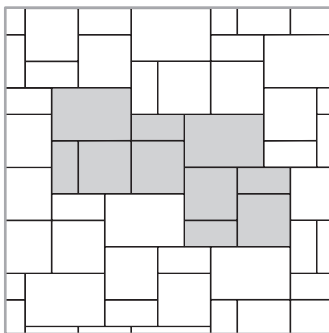
## Notes

Blu 60 mm cannot be used for driveways.


See page 106 for more technical information and installation details.



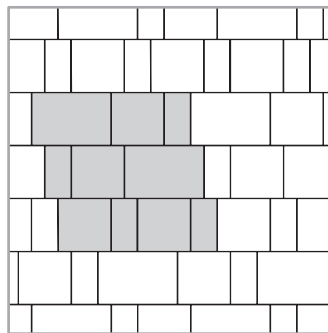
### 01 | Modular pattern



### 02 | Modular pattern



### 03 | Linear pattern



48 **01** sandlewood  
slate 112201  
aged 016201

**08** shale grey  
slate 112208  
aged 016208

**16** mojave beige  
slate 112216  
aged 016216

**21** champlain grey  
slate 112221  
aged 016221

**39** harvest gold  
slate 112239  
aged 016239

**40** chestnut brown  
slate 112240  
aged 016240

**41** autumn red  
slate 112241  
aged 016241

**42** oceana  
slate 112242  
aged 016242

